



Oral and maxillofacial surgeons.
The experts in face, mouth and jaw surgery.

Corrective Jaw Surgery



Corrective jaw, or orthognathic, surgery is performed by an oral and maxillofacial surgeon (OMS) to correct a wide range of minor and major skeletal and dental irregularities, including the misalignment of jaws and teeth. Surgery can improve chewing, speaking and breathing. While the patient's appearance may be dramatically enhanced as a result of their surgery, orthognathic surgery is performed to correct functional problems.

Following are some of the conditions that may indicate the need for corrective jaw surgery:

- Difficulty chewing, or biting food
- Difficulty swallowing
- Chronic jaw or jaw joint (TMJ) pain and headache
- Excessive wear of the teeth
- Open bite (space between the upper and lower teeth when the mouth is closed)
- Unbalanced facial appearance from the front, or side
- Facial injury or birth defects
- Receding chin
- Protruding jaw
- Inability to make the lips meet without straining
- Chronic mouth breathing and dry mouth
- Sleep apnea (breathing problems when sleeping, including snoring)

Who Needs Surgical Correction of Skeletal Deformities?

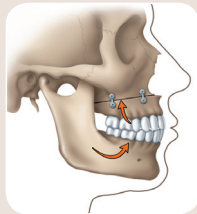
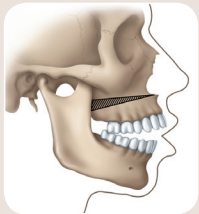
People who may benefit include those with an improper bite resulting from misaligned teeth and/or jaws. In some cases, the upper and lower jaws may grow at different rates. Injuries and birth defects may also affect jaw alignment. While orthodontics can usually correct bite, or “occlusion,” problems when only the teeth are misaligned, corrective jaw surgery may be necessary to correct misalignment of the jaws.

Evaluating Your Need for Surgery

Your dentist, orthodontist and oral and maxillofacial surgeon (OMS) will work together to determine whether you are a candidate for surgery. The OMS determines which surgical procedure is appropriate and performs the actual surgery. It is important to understand that your treatment, which will probably include orthodontics before and after surgery, may take several years to complete. Your OMS and orthodontist understand that this is a long-term commitment for you and your family. They will try to realistically estimate the time required for your treatment.

Corrective surgery may reposition all or part of the upper jaw, lower jaw and chin. When you are fully informed about your case and your treatment options, you and your dental team will determine the course of treatment that is best for you.

Correction of Common Dentofacial Deformities

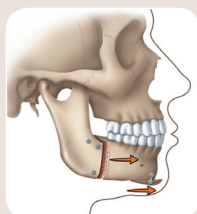
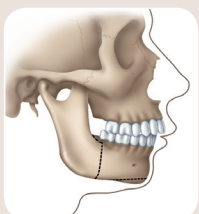
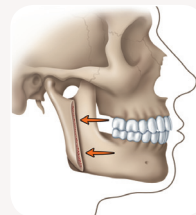
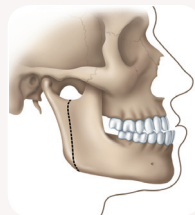


Correcting an Open Bite:

Some of the bone in the upper tooth-bearing portion of the jaw is removed. The upper jaw is then secured in position with plates and screws.

Correcting a Protruding Lower Jaw:

The bone in the rear portion of the jaw is separated from the front portion and modified so that the tooth-bearing portion of the lower jaw can be moved back for proper alignment.



Correcting a Receding Lower Jaw or "Weak Chin":

The bone in the lower portion of the jaw is separated from its base and modified. The tooth-bearing portion of the lower jaw and a portion of the chin are repositioned forward.

What Is Involved in Corrective Surgery?

Before your surgery, orthodontic braces move the teeth into a new position. Because your teeth are being moved into a position that will fit together after surgery, you may at first think your bite is getting worse rather than better. When your OMS repositions your jaws during surgery, however, your teeth should fit together properly.

As your pre-surgical orthodontic treatment nears completion, additional or updated records, including x-rays, pictures and models of your teeth, may be taken to help guide your surgery.

Depending on the procedure, surgery may be performed under general anesthesia in a hospital, an ambulatory surgical center or in the OMS office. Surgery may take from one to several hours to complete.

Your OMS will reposition the jawbones in accordance with your specific needs. In some cases, bone may be added, taken away or reshaped. Surgical plates, screws, wires and rubber bands may be used to hold your jaws in their new positions. Incisions are usually made inside the mouth to reduce visible scarring; however, some cases do require small incisions outside of the mouth. When this is necessary, care is taken to minimize their appearance.

After surgery, your OMS will provide instructions for a modified diet, which may include solids and liquids, as well as a schedule for transitioning to a normal diet. You may also be asked to refrain from using tobacco products and avoid strenuous physical activity.

Pain following surgery is easily controlled with medication and patients are generally able to return to work or school from one to three weeks after surgery, depending on how they are feeling. While the initial healing phase is about six weeks, complete healing of the jaws takes between nine and 12 months.

Enjoy the Benefits

Corrective jaw surgery moves your teeth and jaws into positions that are more balanced, functional and healthy. Although the goal of this surgery is to improve your bite and function, some patients also experience enhancements to their appearance and speech. The results of corrective jaw surgery can have a dramatic and positive effect on many aspects of your life. So make the most of the new you!

The information provided here is not intended as a substitute for professional medical advice, diagnosis, or treatment. It is provided to help you communicate effectively with your oral and maxillofacial surgeon. Always seek the advice of your oral and maxillofacial surgeon regarding an oral health concern.

The American Association of Oral and Maxillofacial Surgeons (AAOMS), the professional organization representing more than 9,000 oral and maxillofacial surgeons in the United States, supports its members' ability to practice their specialty through education, research and advocacy. AAOMS members comply with rigorous continuing education requirements and submit to periodic office examinations, ensuring the public that all office procedures and personnel meet stringent national standards.



American Association of Oral and Maxillofacial Surgeons
9700 West Bryn Mawr Ave, Rosemont, Illinois 60018-5701
P. 847.678.6200 or 800.822.6637 | F. 847.678.6286 | www.myoms.org